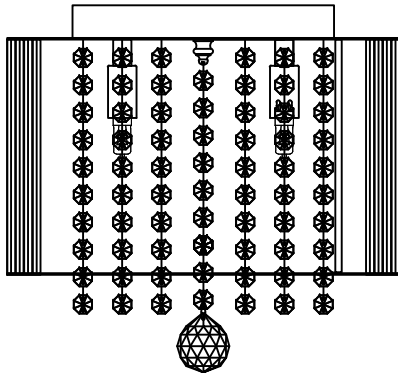


Trade Mark:
CRYSTAL WORLD INC



Product Name: Ceiling lamp
Model :5319C12C
120Vac, 60Hz,AC ONLY
Lamp size:Ø12"XH10"

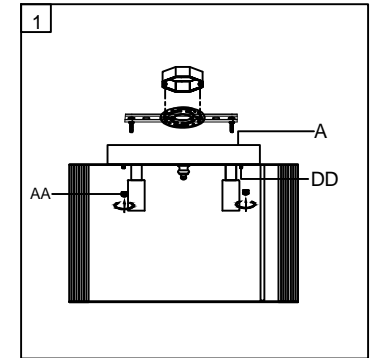


CEILING LAMP ASSEMBLY INSTRUCTIONS



1. Place fixture(A) onto mounting screws (DD).secure with cap nuts (AA).

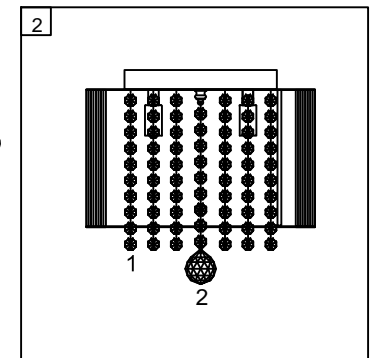
Hardware Used


AA Cap nut  X 2
DD Mounting screw  X 2



2. Please put the crystal (1) (2) to the fixture .

1  14mm*10PCS
36PCS
2  14mm*9PCS
40mm*1PCS
1PCS



3. Install light bulbs (not included).
Use bulb
120V G9  3*40W Max.

